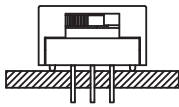


# Series 600

# Miniature Slide Switches For P.C.Board



### SPECIFICATIONS:

CONTACT RATING: Refer to "Contact material Options" for more info.

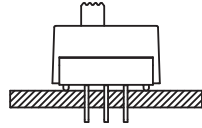

CONTACT RESISTANCE: 10mΩ max.

ELECTRICAL LIFE: 10,000 cycles at full load.

MECHANICAL LIFE: 20,000 cycles.

INSULATION RESISTANCE: 1,000MΩ min. @ 500VDC.

OPERATION TEMPERATURE: -30°C to +85°C.



### MATERIALS:

CASE: PBT.

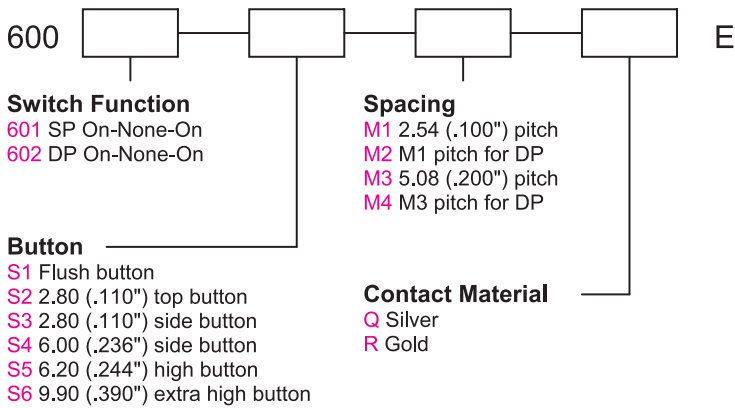
HOUSING: POM.

SLIDE HANDLE: PBT.

TERMINAL SEAL: Epoxy.

If your preferred product configuration is not shown, please contact our sales representative for custom design.

## HOW TO ORDER SYSTEM



Specifications and Dimensions subject to change

# Series 600

# Miniature Slide Switches For P.C.Board

SPDT

Model No.	Switching Position		
	601	ON	NONE
2-1		OPEN	2-3



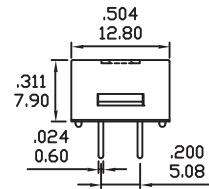
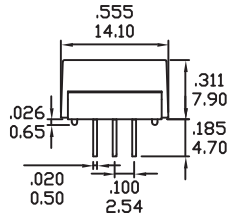
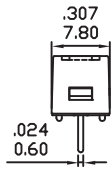
DPDT

Model No.	Switching Position		
	602	ON	NONE
2-1,5-4		OPEN	2-3,5-6

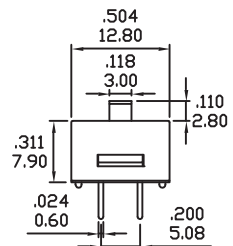
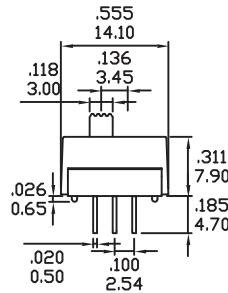
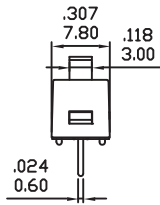


## BUTTON OPTIONS

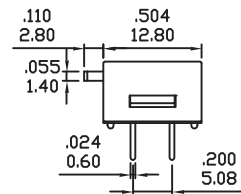
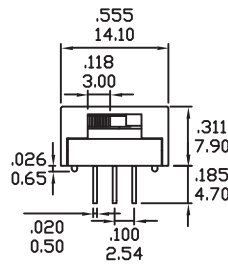
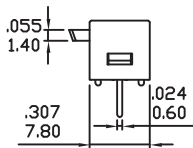
### S1 FLUSH BUTTON



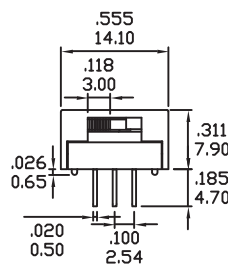
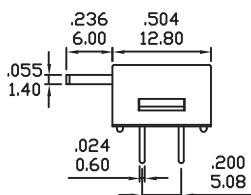
### S2 TOP BUTTON



### S3 SIDE BUTTON

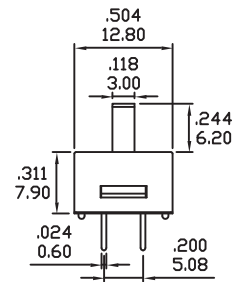
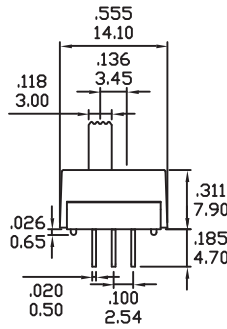
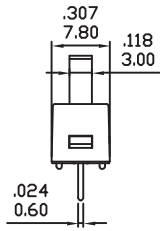


### S4 SIDE BUTTON (DPDT ONLY)

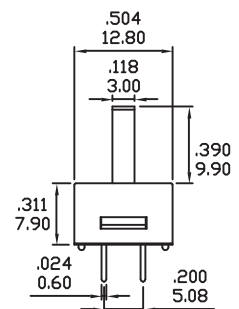
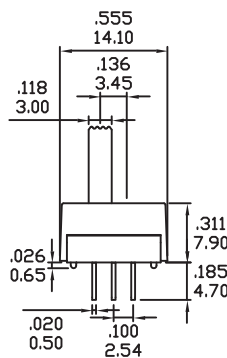
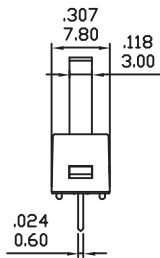


BUTTON OPTIONS

S5 HIGH BUTTON

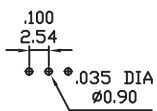


S6 EXTRA HIGH BUTTON

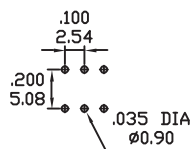


SPACING OPTIONS

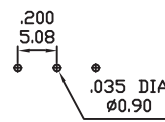
M1



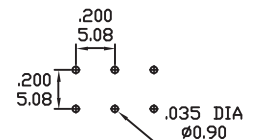
M2



M3



M4



CONTACT MATERIAL OPTIONS

Coding	Contact Material	Terminal Plating	Rating	Agency Approvals
Q	Silver <sup>1</sup>	Silver plated <sup>1</sup>	2Amps @ 250VAC	
R	Gold <sup>2</sup>	Gold plated <sup>3</sup>	0.1Amps @ 30VDC	

1. Movable Contact & Terminals: Copper alloy, silver plated.
2. Movable Contact: Copper alloy with gold plated over nickel plated.
3. Terminals: Copper alloy, with gold plated over nickel plated.